

# Getting Started with AudioBoo

## About



**AudioBoo** is a free web-based and mobile audio recording tool (and more) based in London. AudioBoo describes itself as 'The simplest way to share audio. Excellent start-up tutorials are available from the site (see below). According to their 'Getting Started' page:

*'Audioboo works on the web, iPhone and Android devices. Soon we'll be adding Blackberry, Nokia and Windows Mobile. Our mission is to be the one platform you use when you want to record audio, share it or keep it safe for the future.'*

The tool is intended for 'social' creation and sharing of audio recordings, thus it functions much like other 'social' networks where sharing of podcasts; as well as 'following' and subscribing to the contributions or 'feeds' of others is possible.

## Getting Started:

**AudioBoo is a web-based audio recording tool (does not require download), but it does require creation of a free account to use.**



(Click the icon if you would like to sign up now from here!)

**Account creation requires the simple submission of a valid email address**, or there is an option to sign in with an established Twitter ID (which requires agreeing to allow access to Twitter profile information):


### Sign up or Login

**Email**

Enter your email address and we'll send you an activation link. You can create your user account by following this link and choosing a username and password.

**Sign Up**

### Or if you prefer...

 **Sign in with Twitter**

Sign up with your Twitter login and it's even easier. We'll get your details from there and automatically add them to your new Audioboo account. No other signup or logins needed.

An account activation link is emailed to the address you provide:

## Audioboo Signup

Hello there,

We've just had an Audioboo account request made using this e-mail address. If this was you and you still want the account, please click the link below to choose a username and password for it. If you didn't sign up for this account, or have changed your mind - just ignore this e-mail and we'll leave you alone.

To continue creating your account and start making boos, follow [this link](#). By doing so you agree that you have read and accept our [Terms & Conditions](#).

Thanks

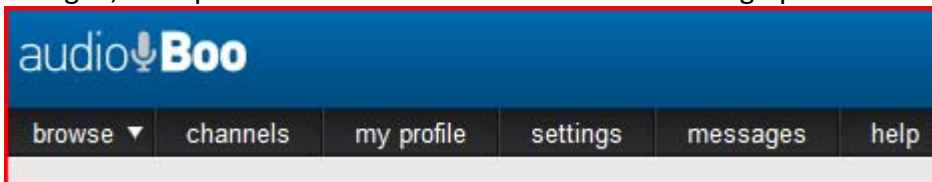
Audioboo

ps. If you didn't request this account and *don't* want to just ignore it, contact [support@audioboo.fm](mailto:support@audioboo.fm).

Just follow the instructions to complete the process.

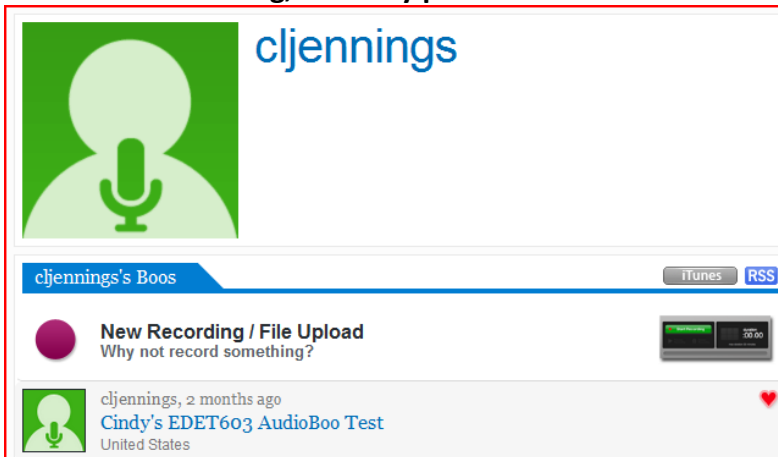
### Now you are ready to record!

At log in, a simple dashboard menu includes the following options:



There is also a search option and logout from the log in page.

To create a recording, click 'my profile' from the dashboard to select the option to record or upload a



The profile page also includes links to either play or open any previously recorded/uploaded 'boos' to access an additional dashboard to allow geolocation, and sharing options via Facebook & Twitter or the rendering of an embed code.

The screenshot shows the AudioBoo profile page for 'Cindy's EDET603 AudioBoo Test'. The top navigation bar includes links for 'browse', 'channels', 'my profile', 'settings', 'messages', and 'help', along with a user status 'hello cljennings / log out'. On the left sidebar, a user profile for 'cljennings' is shown with a green microphone icon, 'Listens: 13', and 'Loves: 1'. The main content area features the title 'Cindy's EDET603 AudioBoo Test' with an 'edit' button. Below the title, the recording time is '10.12am Eastern Daylight Time, 13 Sep 2010' and the location is 'United States'. A video player shows a 36-second audio recording. To the right of the player are buttons for 'embed', 'Share' (Facebook), and 'Tweet' (Twitter), with a 'Love this?' heart icon and a 'Share This Boo' section showing 0 shares. At the bottom, a world map displays the recording location with a red microphone icon, and map controls for 'Map', 'Satellite', 'Hybrid', and 'Terrain' are visible.

## To Learn More:

### Demo Videos & More from AudioBoo:

1. [Intro to AudioBoo](#) – by Mark Rock, on Vimeo
2. [Getting Started with AudioBoo](#) – from their website

### Additional Information:

[AudioBoo review/demo](#) from Wesley Fryer